

N39°

Go with the flow

experience more together

ZHEJIANG CFMOTO POWER CO.,LTD

No. 116, Wuzhou Road, Yuhang Economic Development Zone
Hangzhou 311100, Zhejiang Province.

Tel: 86-571-89265799

Facebook: CFMOTO_Official

Email: export@cfmoto.com
media@cfmoto.com

Instagram: [cfmoto_world](https://www.instagram.com/cfmoto_world)

Global.cfmoto.com

YouTube: CFMOTO

Copyright Zhejiang CFMOTO Power co., Ltd. 2022. All rights reserved. Photos are for illustrative purposes only. The vehicle configuration may be subject to change due to local laws and regulations in different countries and regions. Vehicle specifications are subject to change without notice. Imagery may not reflect most current product specifications. CFMOTO reserves the right to make improvements and/or design changes without any obligation to modify previously sold, assembled or fabricated equipment.



experience more together
touring more adventure
more power



BOOMT
GO with
the FLOW

The road ahead is not always clearly defined. Down each path, and around every unknown bent, new discoveries await. Sometimes you don't know where to go, but you couldn't care less.

Immerse in the free. Intense adrenaline, strong emotions. Every day will be inspiring. The journey, its ultimately important thing is not where the end of the road is, but where your mind takes you. With CFMOTO 800MT, it resets your compass.

DOWN



800MT POWER MEETS CONFIDENCE AND CAPABILITY

The CFMOTO 800MT has a DOHC liquid-cooled 799cc twin-cylinder engine, and its power output is comparable to those in the larger displacement. The maximum power output is 95HP at 9000rpm, and maximum torque is 77N·m at 7500rpm.

Such power delivery brings sufficient confidence for a long-distance journey. With its selectable riding modes and a 19L large-capacity fuel tank, the CFMOTO 800MT inspires you to take on more challenging routes, master the vast distances and various terrains.



adventure.

800MT

PRECISION FOR ON-ROAD, TOUGHNESS FOR OFF-ROAD

Thanks to the lightweight construction, the CFMOTO 800MT is supreme in riding precision, coupled with ergonomics for your on-road touring comfort.

CFMOTO 800MT is equipped with an upside-down telescopic adjustable KYB front suspension, which provides 20-clicks adjustment of preload, compression and rebound damping, making it capable of handling various terrain, giving confidence and riding stability.

The front suspension spring travel is 160mm, and the rear suspension spring travel is 150mm. Matched with 190mm of minimum ground clearance, the sophisticated chassis ensures that the motorcycle can confidently travel through mountain roads and bumpy surfaces.



e
x
p
e
r
i
e
n
c
e

m
o
r
e

t
o
g
e
t
h
e
r

800MT

NEXT LEVEL OF SAFETY AND CONNECTIVITY.


The CFMOTO 800MT is launched with a range of standard equipment that is unique for middle-weight motorcycles. Riding modes plus Cornering ABS are fitted as standard for a high degree of riding enjoyment and safety, as well as intelligent electronic systems such as cruise control and ride-by-wire electronic throttle. The cornering anti-lock brake system (Cornering ABS) offers increased safety by providing better stability when decelerating into the bends.

The motorcycle is equipped with an intelligent lighting system, which adapts to complex lighting environments in real-time, penetrates the misty roads, and guides the motorcycle forward.

In addition, the CFMOTO 800MT is equipped with a class-leading 7-inch TFT full-color display. The vehicle information is shown clearly in the day and after the sun sets, and it supports built-in navigation.



SEE DETAILS ON NEXT PAGE



CFMOTO 800MT

TOURING

progress determined



800MT

DESIGNED FOR ADVENTUROUS TOURING

The CFMOTO 800MT does not have a typical "beak" front mudguard like most adventure motorcycles in the market. Its simple and clean silhouette spreads from the front to the rear to outline a sharp contour.

The fog lights bulge slightly under the front side. The exposed protection bars highlight the masculine design. The polygonal three-dimensional LED headlights give the impression of hawks sharp gaze... the entire front of the motorcycle makes a jet-fighter-like posture. The overall design is rugged and strong.



SEAT HEIGHT

The seat height is 825mm, which is suitable for most riders. The split seat cushion is thick, providing good comfort in long-distance trips. The front end of the seat cushion is narrow, which is convenient for "squeezing" the fuel tank during riding; the rear end is wide and thick for increased comfort. The seat, pedals, and handlebar of CFMOTO 800MT form a relatively upright riding triangle.




CFMOTO 800MT

WORLD-CLASS ENGINE

799cc LIQUID-COOLED DOHC INLINE TWIN-CYLINDER ENGINE

The CFMOTO 800MT adopts the latest developed 799cc liquid-cooled inline twin-cylinder engine. With 70kW (95 hp) at 9000 rpm and a maximum torque of 77 Nm at 7500 rpm, the 800MT offers punchy engine performance, pulling power and low fuel consumption.

It is worth mentioning that the engine applies an ignition gap of 435° and a 75° offset crankshaft, which is comparable to a V-Twin engine's low-rpm strong-torque characteristics. Because of the compact engine size, the center of gravity is close to the road surface, which improves the handling.




CF-SC SLIPPER CLUTCH

The CF-SC slipper clutch helps enlarge the power buffering and enhance the smoothness of shifting, thereby reducing the engine braking impact during downshifts, improving safety and riding comfort.

CFMOTO 800MT

FEATURES FOR ADVENTURE VERSATILITY



ADVANCED LIGHTWEIGHTING

The compact engine is integrated into the mainframe as a part of the body construction, reducing unnecessary materials and making the motorcycle light in the make. The total weight of the mainframe and sub-frame is only 16kg, and the dry weight is only 215kg. Weight reduction brings more space for modifications and other benefits, making CFMOTO 800MT achieve the perfect balance between weight and handling.

KYB SUSPENSION

The front features KYB upside-down telescopic fork. It is characterized by having improved responsiveness. The front suspension travel is 160 mm to meet the requirements of adventure riding use. 20-clicks adjustment of preload, compression and rebound damping, the rear suspension travel is 150mm.

All in all, the suspension setup makes 800MT capable of tackling various terrains with confidence and stability. The forks tubes are protected from impacts by plastic guards that are integrated into the front-wheel cover.



WHEELS AND TIRES

The CFMOTO 800MT Sport is equipped with MAXXIS multi-function tubeless tires and aluminum alloy rims. The front wheel dimension is 110/80 R19, while the rear is 150/70 R17.

Thanks to the high-performance rubber formula and strict quality control, tires have excellent abrasion resistance and grip on paved and non-paved roads and are fully qualified for long journeys.



BRAKES

The front brakes are J. Juan 320mm double-disc with 4-piston radial calipers. The rear brakes are also J. Juan brand of 260mm single disc with double-piston calipers. The braking performance is at the leading level in the industry.



FUEL TANK

The 19-liter large-capacity fuel tank gives more than enough confidence for longer journeys. The fuel tank has a three-dimensional design that ergonomically enchants both standing and seated riding stability.



RIDER PROTECTION

The CFMOTO 800MT is equipped with the original protection bars as standard, fully complying with the road regulations. The protection bars are uniquely integrated into the front's design, giving it a distinctive and powerful look that protects the fuel tank, front and mainframe to the greatest extent.

CFMOTO 800MT

CFMOTO 800MT



RIDE-BY-WIRE THROTTLE

CFMOTO 800MT is equipped with a BOSCH electronic throttle system, which accurately controls the opening and closing of the throttle body. It intelligently controls the fueling with the help of high-precision sensors to make combustion more complete and effectively reduce fuel consumption. In addition, the electronic throttle combined with the Cornering ABS system can reduce the safety risk caused by misoperation.



RIDING MODES

The modes "Rain" and "Sport" come as standard and are for riding on wet and dry road conditions. "Rain" mode guarantees a gentle throttle response to improve safety by minimizing tire spin in wet conditions. In "Sport" mode, throttle response is quick, engine power output is unrestricted, giving you a more thrilling riding experience.



CORNERING ABS

CFMOTO 800MT Cornering ABS system controls the power output and brake force when cornering to ensure maximum stability and grip even in sudden deceleration events.



INTELLIGENT LIGHTING SYSTEM

The LED light enhances safety during the day and provides better lighting at night. The most important thing is that the 800MT is equipped with an automatic headlight system. The headlight will automatically turn on or off according to lighting conditions, reducing the need for manual operation. The CFMOTO 800MT also comes standard with LED fog lights, automatic turn signal return and corner auxiliary lighting functions. When the turn signal is on, the corner assist function will automatically turn on to illuminate more road surface when cornering.



MULTIFUNCTION TFT FULL-COLOR DISPLAY

CFMOTO 800MT is equipped with a 7-inch TFT full-color instrument cluster. The IPS LCD screen with a viewable angle of 180° brings a wider visual range. The instrument panel displays instantaneous fuel consumption, average fuel consumption, average speed, time, coolant temperature, etc., providing the rider with all necessary information at a glance. The instrument cluster also supports smartphone Bluetooth connectivity and navigation projection for better convenience during the journey.

CFMOTO 800MT

CFMOTO 800MT



1 BI-DIRECTIONAL QUICKSHIFT

/ 1 /

Equipped with a bi-directional quickshifter, the rider only needs to use the clutch in the events of startup or parking. Making shifting through gears effortlessly and quick, allowing for a more focused riding experience.



2 CRUISE CONTROL



3 TIRE PRESSURE MONITORING

/ 2 /

When the speed is greater than 40km/h and the gear is above the 4th gear, the rider can switch on the cruise control and use the RES and SET buttons to increase or decrease the speed respectively. The maximum cruise speed is set to 120km/h. With the assistance of cruise control, the rider can maintain a fixed speed without applying the throttle. It reduces the rider's fatigue and makes touring more comfortable; moreover, it can reduce unnecessary speed change and enhance fuel efficiency.



4 SPOKE WHEELS

/ 3 /

The rider can check the tire pressure in the menu at any time when riding and detect any deviations in tire pressure promptly. The rider can also adjust the tire pressure to adapt to different terrains and enhance the passing capability.

/ 4 /

The CFMOTO 800MT Touring is equipped with a cross-spoke rim, which has good impact resistance and reduces the wheel's weight. During the journey, the spoke wheels can cope with harsher road conditions and are easier to repair in emergencies.



more fun



STEERING STABILIZER

Uneven terrain is usually uncomfortable and can be rough on your suspension, causing sudden jolts and twists and possible damage. A stabilizer helps keep the motorcycle going straight over difficult terrains such as rocks or ruts and also smooths out jolts through the handlebars, thus reducing arm fatigue by minimizing the effort to control the handlebars.



KEYLESS START (optional)

Compared with the traditional starting method, the keyless start simplifies the procedure. As long as the key is within the motorcycle's detectable range, one press of the start button will turn the bike on. The keyless start also enhances the anti-theft and security.

*Please note: Due to the shortage of global chip supply, models with mechanical keys will be provided first. When the chip supply is normal, the 800MT Touring with ZADI keyless start will be supplied to the market in time.

800MT

e x p e r i e n c e



ADDITIONALLY

Every traveler chooses their own route, and the world they want to explore is not from the same box. The CFMOTO 800MT Touring is uniquely prepared for different journeys, bringing various configurations to meet the needs of riders, ready to discover the unknown paths ahead.

It has more adventure-ready standard configurations, including bi-directional quickshifter, cruise control, tire pressure monitoring, steering stabilizer, keyless start (optional), etc. More rider comfort and safety configurations to greatly enhance the touring enjoyment.

The CFMOTO 800MT Touring has hand guards, heated grips and a heated rider seat. Whether it's cold, rain or high latitudes, such configuration brings instant warmth to assist you during the adventure.

To increase capability in harsher environments, the 800MT Touring has an aluminum alloy bash guard and center stand, which provide additional protection and convenience for maintenance when going to the wild world.

SPECS



Homologation	Non-EU V	Non-EU V	Non-EU V
Version	Sport	Touring	Touring (KEYLESS START)
Model	CF800-5	CF800-5	CF800-5
Cruise control	■	■	■
Quick Shift	—	Bi-directional Quickshifter	Bi-directional Quickshifter
Tire Pressure Monitoring System (TPMS)	—	■	■
Steering Stabilizer	—	■	■
Keyless Start	—	—	■
Windshield (Manually adjustable)	■	■	■
Hand Guard	—	■	■
Heated Grip	—	■	■
Heated Seat	—	Rider seat heated	Rider seat heated
Rear Luggage Rack (Aluminium)	■	■	■
Side Luggage Rack	■	■	■
Front Crash Bar	■	■	■
Engine Sump Guard	—	■	■
Center Stand	—	■	■
Luggage Cases (side and rear)	Optional (CF800-5A)	Optional (CF800-5A)	Optional (CF800-5A)

ADVANTURE

TECH SPEC



Homologation
Version
Model

Non-EU V
Sport
CF800-5

Non-EU V
Touring
CF800-5

Non-EU V
Touring(KEYLESS START)
CF800-5

/ Engine /

Engine type
Displacement
BorexStroke
Maximum Power
Maximum Torque
Compression Ratio
Clutch (Wet Multi Disc, Slipper Clutch)
Throttle (Electronic)
Power Mode (Sport, Rain)

2-Cylinder inline, Liquid-cooled, EFI, Eight Valves, DOHC
799 cc
88.0x65.7 mm
95hp (70kW) / 9000rpm
77N.m/7500rpm
12.7:1
■
■
■

2-Cylinder inline, Liquid-cooled, EFI, Eight Valves, DOHC
799 cc
88.0x65.7 mm
95hp (70kW) / 9000rpm
77N.m/7500rpm
12.7:1
■
■
■

2-Cylinder inline, Liquid-cooled, EFI, Eight Valves, DOHC
799 cc
88.0x65.7 mm
95hp (70kW) / 9000rpm
77N.m/7500rpm
12.7:1
■
■
■

/ Chassis/Suspension /

Chassis (Steel Tube)
Rear Arm (Aluminium Alloy)
Wheels
Tyre (front)
Tyre (rear)
Front Suspension
Rear Suspension

■
■
Aluminium Alloy Rim. Front 19", Rear 17"
110/80 R19. Maxxis Tubeless
150/70 R17. Maxxis Tubeless
"Upside down telescopic KYB fork Adjustable preload, compression, rebound damping. Travel 160mm"
"Single shock, adjustable damping, KYB Travel 150mm"

■
■
Wire spoke wheels. Front 19", Rear 17".
110/80 R19. Maxxis Tubeless
150/70 R17. Maxxis Tubeless
"Upside down telescopic KYB fork Adjustable preload, compression, rebound damping. Travel 160mm"
"Single shock, adjustable damping, KYB Travel 150mm"

■
■
Wire spoke wheels. Front 19", Rear 17".
110/80 R19. Maxxis Tubeless
150/70 R17. Maxxis Tubeless
"Upside down telescopic KYB fork Adjustable preload, compression, rebound damping. Travel 160mm"
"Single shock, adjustable damping, KYB Travel 150mm"

/ Brakes /

Front Brake
Rear Brake
ABS
Cornering ABS

Double disc, J.Juan, radial fixed caliper. 320mm.
Single disc, J.Juan. 260mm.
■
■

Double disc, J.Juan, radial fixed caliper. 320mm.
Single disc, J.Juan. 260mm.
■
■

Double disc, J.Juan, radial fixed caliper. 320mm.
Single disc, J.Juan. 260mm.
■
■

/ Dimensions/Weight /

L x W x H mm
Rake
Wheelbase mm
Seat Height mm
Minimum Ground Clearance mm
Fuel Tank Capacity
Curb Weight kg

2234x853x1277
28°
1531
≤825 mm
≥190mm
≥19L
≤231kg (Not including side box)

2234x853x1277
28°
1531
≤825 mm
≥190mm
≥19L
≤231kg (Not including side box)

2234x853x1277
28°
1531
≤825 mm
≥190mm
≥19L
≤231kg (Not including side box)

/ Electronicsvals /

Key
Magneto
Headlight
Taillight (LED)
Turn light (LED)
Fog light (LED)
Dashboard (7" TFT)
Instantaneous Fuel Consumption/- Comprehensive Fuel Consumption
USB Charge (USB+12V DC)

Mechanical Fold Key
350W
LED (Low Beam always on)
■
■
■
■
■
■

Mechanical Fold Key
350W
LED (Low Beam all on)
■
■
■
■
■
■

ZADI KEYLESS START.
350W
LED (Low Beam all on)
■
■
■
■
■
■

/ Color /

Nebula Black
Twilight Blue

■
■

-
■

-
■

800MT ACCESSORIES



01



04



03



05



06



07



08



09



10



11



12



13



14



15



16



17



18



19



20



21



22

01. Short Riding Gloves

6 sizes. For spring and summer. Carbon fiber protective shell on the back of the hand. Wear-resistant non-slip microfibre used in the palm area. Breathable perforated sheepskin is used in the key areas, which has strong abrasion resistance and protection.

02. Tall Seat (Front)

The seat height is increased by 30mm, which provides a more comfortable experience for tall riders.

03. CNC Equipment Mounting Bar

Black and anodized. Adjustable angle design, suitable for riders of different heights. It fits for navigation brackets, radios, walkie-talkies and other equipment. Made of 6061 high-strength aluminum alloy.

04. Boulder Multi-function Rally Jacket

7 sizes. Three-layers system with detachable waterproof inner liner. The front and rear large air ducts are designed for strong ventilation. The neckline is added a detachable windproof neck guard. The waist and sleeves can be tightened. On shoulder and elbow area, it has built-in D3O protective gears of CE2 level. Elastic strips at the movable joints of the shoulder and elbow for easy movement.

05. Stainless Steel Auxiliary Light Guards

Protect the lenses of LED fog lights from rock damage. Laser cut processed.

06. Large Sidestand Foot

Made by CNC machining. Whether you find yourself parking on grass, gravel, mud or forest soil, the increased surface area of the sidestand foot improves the stability of the motorcycle.

07. Wide Foot Pegs Set

The size of the pedal is increased by over 30% than the original pedal. Made of CNC technology, it can adjust one click toward the outside and improve the stability of standing.

08. Front Mudguard Extender

Made of ABS high-strength engineering plastics and thermoforming processing technology, it improves the mud-guarding performance.

09. 800MT Gas Tank Pads

The non-slip surface effectively improves the rider's riding stability, and also protect the surface of gas tank and prevent paint abrasion.

10. Soft Side Bags

Size: 45cmx35cmx22cm. Weight: approx. 750g each. Recommended payload: under 10kg. The bags are fixed on the metal back plate through 6 fixing points to enhance the stability during riding. Made of wear-resistant and waterproof fabric, with waterproof zipper. After disassembly, it can be used as a backpack or tail bag alone.

11. 40L Soft Case for Passenger Seat

Size: 66cmx40cmx25cm. Weight: approx. 1.1kg. Made of waterproof and tear-resistant nylon, with special parts strengthened. Storage net attached to the soft case's surface. Top fetching opening (waterproof zipper), with nylon waterproof liner. Items can be easily accessed from both sides' roll-up closing. The top curtain can provide additional space. With hidden straps, it can also be used as a rucksack off the bike.

12. Gobi Multi-function Rally Jacket

7 sizes. Three-layers system with detachable waterproof inner liner. The front and rear large air ducts are designed for strong ventilation. The neckline is added a detachable windproof neck guard. The waist and sleeves can be tightened. On shoulder and elbow area, it has built-in D3O protective gears of CE2 level. Elastic strips at the movable joints of the shoulder and elbow for easy movement.

13. Stainless Steel Headlight Guard

Prevent damage to the headlights caused by the gravel rolled up when riding on non-paved road.

14. Front Brake Fluid Reservoir Guard

Made from laser-cut stainless steel, it effectively prevents damage or tampering.

15. Handlebar Riser

Made of aluminum alloy. Increase the handlebar height by 20mm to optimize the riding geometry for different riders.

16. Rear Brake Fluid Reservoir Guard

Made from laser-cut stainless steel, it effectively prevents damage or tampering.

17. Radiator Protector

Made of stainless steel. Effectively prevent damage to the radiator caused by gravel rolled up by the front wheel.

18. Aluminum Side Cases

Include 2 cases and locks, in silver color. 63L storage space in total (35L and 28L). Dustproof and waterproof. Scratch-resistant lining on the inside of the cases. Cases are securely fitted to the mounting racks and can be quickly released.

19. Front Brake Caliper Guard

Protect the brake calipers in harsh riding environment. Laser cut and made of stainless steel.

20. Aluminum Top Case

36L storage space. Dustproof and waterproof. Scratch-resistant lining on the inside of the cases. It comes with stainless steel rack, and easy to install.

21. Lower Crash Bars

The heavy-duty steel tubing welded construction offers superior strength and maximum protection of your leg and plastic parts of your motorcycle.

22. Dashboard Protection Film

Protect the dashboard screen from scratching. Using TPU hydraulic film material, it is easier to attach the screen. It comes with a full set of tools for application.